

2023 Term 1
Week 2

CO-OPERATION - RESPECT - PERSISTENCE - ACHIEVEMENT

IMPORTANT DATES

Week 4
20th February till 24th February
Years 3-5 swimming lessons

Week 7
Monday 13th March
ADELAIDE CUP
PUBLIC HOLIDAY

Week 8
Friday 24th March
Harmony Day

Week 10
Monday 3rd April—
Thursday 6th April
Parent teacher interviews

Week 10
Friday 7th April
GOOD FRIDAY
PUBLIC HOLIDAY

Week 11+
Monday 10th April
EASTER MONDAY
PUBLIC HOLIDAY

Hello everyone and welcome to the 2023 school year.

We have had a very positive start to the year with all students settled into their classrooms and working well.

70 new students joined our school this term. Welcome to all of these students and their families; I hope you enjoy being part of our community.

A special welcome to the new reception students, who started school this year. Many thanks to our year 5/6 JP Support Team who have been a great help with the students during their first two weeks at school. Pictures by the reception students are further on in this newsletter.

Attendance

Improving student attendance is a priority of the school. Missing 10 percent (or about 20 days) will make it harder for students to learn to read. Students fall behind if they miss even a day or two per week.

Being late for school by just 10 minutes every day equates to around 32 hours of learning time and often leads to lower achievement.

Our classroom learning programmes begin at 8:55am. Students who are late for school, are missing out on critical skills and knowledge.

Before school drop-off

Our gates are opened at 8:45am, students go directly to class .

Students and families must only use the pedestrian access gates to enter the yards.

Teachers are in classrooms at 8:45am and begin the classroom organisational routines.

We ask that families remain outside of classrooms as teachers need to focus on the students and beginning the day smoothly.

Please contact staff via Class DoJo or the front office on 82581335 if you need to make a time to meet with or leave a message for staff.

End of Day Pick Up

Our school day ends at 3:15pm. Unless there are exceptional circumstances students are expected to remain in class until 3:15pm each day.

Collecting students early from school causes considerable disruption to the classroom and students miss out on learning.

If you do need to collect your child early, you will need to notify the school prior to 2:45pm and go into the office to collect and sign them out. Office staff are not permitted to sign students out on behalf of families.

Please collect your child on time (3:15) each day.

Annual General Meeting (AGM) 21st February

We will be holding the AGM on Tuesday 21st February. To encourage more families to attend we will hold one meeting in the morning (9:15am) and one in the evening (5:00pm).

The AGM provides families with the opportunity to hear reports about our school performance in national tests, school programmes and how resources are being used to support student learning.

Governing Council

The Governing Council is the major parent decision making group in the school. The roles and responsibilities of the Council include approving and developing school policies, approving site improvement plans and helping to decide what will be the school's learning priorities, approving budgets, fundraising, hiring of facilities, supporting the development of the grounds and facilities, management of OSHC and most importantly finding ways to support our families to take part in their children's learning and the school.

The Governing Council meets twice per term in the afternoon. You do not need to have any special qualifications etc. in fact, the more people who are able to join the Council the more likely we are of being truly representative of our community.

There are vacancies on the Council this year. If you would like to nominate for Governing Council please phone myself, contact your child's teacher or the front office or attend the Annual General Meeting (AGM). If you want to find out more information about the Governing Council please contact me via the front office.

Dress Code

Many thanks to everyone for your support of the Dress Code Policy. A reminder that the dress code includes plain black or dark green shorts, skirts, pants etc. and plain yellow or dark green tops. Hats must be worn all year round. Uniforms can be purchased either from the school or stores such as Big W, Kmart and Target.

As part of our goal to reduce the use of paper, the newsletter will now be published online via Class DoJo, Skoolbag and our Website.


Regards,

Carol Scerri

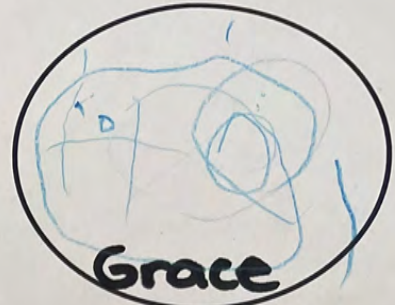
Welcome to RRP



Ashton



Ema



Grace



Amir



Madison



Arezo



Conor




Farhan



Logan



Hunter



Nevil



Rua



Juni








Pratik



Iris

Welcome to RP



Welcome to RD



Rashad



Jeremiah




Krish




Amir



Ilyas



Annika



Andrew



Pranish



Kyle



Sophie



Anabella




Keera



Nazilla



Mehdia



Athena



Want \$500 to help you with school costs?



Saver Plus is a financial education program for families and individuals on a tight budget to develop life-long savings habits.

To join Saver Plus, you must:

- ✓ Have a current Health Care or Pensioner Concession Card **AND** an eligible Centrelink payment*
- ✓ Be studying yourself **OR** have a child in school (can be starting school next year)
- ✓ Have regular income from work (either yourself or your partner)*
- ✓ Be 18+ years old

*Many types of income and Centrelink payments are eligible

Here are some of the school costs the \$500 can be used for:



laptops & tablets



uniforms & shoes



books & supplies



sports fees & gear



lessons & activities



camps & excursion

For more information, please contact your local Saver Plus coordinator:



Michelle Macarthy



Michelle.Macarthy@thesmithfamily.com.au



0409 986 245 or 1300 610 355

Saver Plus is an initiative of the Brotherhood of St Laurence and ANZ and delivered in partnership with local community organisations. The program is funded by ANZ and the Australian Government Department of Social Services.

DELIVERED BY



everyone's family

Find out more at saverplus.org.au

Email:
dl.1041.info@schools.sa.edu.au

Phone:
8258 1335

Fax:
8281 5868



Government of South Australia
Department for Education



Free Trial Session

**Learn the skills of football
in a fun and professional
environment**

JOIN US AT OUR NEXT PROGRAM

**Saturday - Tyndale Christian School
Salisbury East**

Start 11/02/2023

Wednesday After School

Bridgestone Athletics Centre

Start 08/02/2023

YOUR LOCAL HEAD COACH

Mike

Call Jesse Ngatia

0452 450 383

sa12.football@sportstaracademy.com



**Voted Best national school
aged activity (5-12 years old)**



MORE THAN SPORT

DISCOVER OUR PROGRAMS

SPORTSTARACADEMY.COM/FOOTBALL

1300 372 300   



Email:

dl.1041.info@schools.sa.edu.au

Phone:

8258 1335

Fax:

8281 5868



Government of South Australia

Department for Education



Parking Around Schools

Due to the chaotic nature of traffic around schools at peak times, streets can be an extremely dangerous place for children.

Young children have not yet fully developed their cognitive abilities and therefore their perception, judgement and awareness of potentially dangerous situations is not adequately developed to enable them to cope with the road traffic.

Children are not easily visible and often act impulsively, which means if you are driving around a school take special care, to ensure we keep our children safe. Remember that children copy grown-ups - encourage good road sense by watching them closely and leading by example.

5 Helpful Tips for School Zones

As parents and caregivers we have a great responsibility to ensure children stay safe in school zones. We also play a key role in educating children about road safety. Here are 5 helpful tips for safety in school zones:

1. Allow enough time to take your child to the school gate safely and without rushing.
2. Always observe parking signs and speed limits in and around school zones. They are designed to keep your child safe.
3. Talk about signs and traffic lights with your child. Identify and discuss places where it is safe to get out of the car and cross the road.
4. Teach your child how to cross the road using the 'stop, look and listen' process - stop at the kerb, look and listen for traffic and then decide whether it is safe to cross.
5. Park a few streets away and walk your child to school. This is also good exercise and helps teach your child road safety rules.

Behaviours to Avoid

- Speeding
- Double parking
- Parking too close to an intersection
- Parking across driveways
- Parking too close to pedestrian crossings



facebook.com/cityofsalisbury



twitter.com/cityofsalisbury

City of Salisbury, 34 Church St, Salisbury SA 5108 T: 08 8406 8222 E: city@salisbury.sa.gov.au
www.salisbury.sa.gov.au





Common Traffic Signs


The City of Salisbury has implemented a comprehensive traffic management and parking scheme in the streets surrounding your child's school to help make it a safe place.

Going against the road rules places not only your child's life at risk, but those of others. Tragedies can occur if care is not taken to abide by these rules. Below are some explanations of signs that are placed around schools to ensure your child stays safe.



No Parking Signs

Drop off and pick up only. You must not queue or wait here. The driver must remain with the vehicle.



No Parking Signs

The same rules apply as the previous 'No Parking' sign, however, the rules only apply during the times and days shown on the sign.



No Stopping Signs

You must not stop in a 'No Stopping' area at anytime. Drop off and pick up is not allowed even for the briefest

Yellow Kerb Lines

An unbroken yellow kerb line is a no stopping line and therefore the same rules apply as for a 'No Stopping' sign.



Bus Zone Signs

You must not stop within a bus zone at any time. This zone is only available to public buses.

Obstruct Driveways

A vehicle must not obstruct an entrance way or crossing point to a property, even if it is your own.

Reserves, Footpaths & Verges

It is an offence to drive or park on a reserve, footpath or dividing strip and could cause an accident, injure a pedestrian or damage property.